

Café™ 30" Built-In Knob Control Electric Cooktop

CEP70303MS2 / CEP70302MS1

CAFÉ

DISTINCT BY DESIGN™



ALSO AVAILABLE IN



CEP70302MS1
Black with Brushed
Stainless knobs

FEATURES & BENEFITS

Prepare more at the same time with **five radiant cooking elements** that deliver rapid, consistent heat.

Evenly heat large cookware like griddles or dutch ovens by controlling **two 7" synchronized elements** with just the touch of a button.

Tailor your burner size to your cookware with an **9"/7"/5" element** that's powerful enough to boil water quickly.

Take your design to the next level with **white LED backlit knob lighting with beveled edge black glass surface**.

When you're updating your kitchen, attention to detail is a priority. That's why Café cooktops are guaranteed for an exact fit or Café Appliances will pay up to \$100 toward modifications.

Tailor your burner size to your cookware with an **8"/5" dual element**

Select any combination of premium finishes and hardware options to create a stunning look customized to any owner's taste.

Serve every dish at the perfect temperature thanks to a **keep warm setting** on a fully-functional 6" element.

Melt butter without browning it using the **melt setting**.

Prevent unintended burner activation with **control lock capability**.

Keep your kitchen accident-free with a **hot surface indicator light** that shows you with a glance when elements are too hot to touch.

APPEARANCE

Frameless	Yes
-----------	-----

FEATURES

Cooktop Surface	Black Ceramic Glass with Beveled Edge
Cooktop Burner Type	5 Ribbon Smoothtop
Element - Left Front	7" 1500W
Element - Left Rear	7" 1500W
Element - Right Front	8"/5" 2200W Dual
Element - Right Rear	6" 1200W
Element - Center	9"/7"/5" 3000W Power Boil
Control Location	Front Center
Control Type	Knob (Infinite switch)
Cooktop Control Features	Control Lock Capability Keep-Warm Setting Sync-Burners Capability Melt Setting
Dishwasher Safe Knobs	Yes
Melt Setting	Yes
Indicator Lights	5 Hot Surface Surface Element "ON" White/Red

WEIGHTS & DIMENSIONS

Approximate Shipping Weight	48 lb
Cabinet Width	30 in
Cooktop Size	30 in
Cutout Dimensions (Width x Depth) (In.)	28-1/2 x 19-5/8
Net Weight	42 lb
Overall Depth	20 7/8 in
Overall Height	5 9/16 in
Overall Width	29 3/4 in

POWER/RATINGS

Max. Connected Load (kW) at 208V	71
Max. Connected Load (kW) at 240V	9.4
Max. Current Draw (Amps) at 208V	33.9
Max. Current Draw (Amps) at 240V	39.2
Recommended Circuit Breaker (Amps) at 208V	40
Recommended Circuit Breaker (Amps) at 240V	40

ACCESSORIES

Griddle	Optional - JXGRIDL1
Filler trim kit	JXTR32B

Café™ 30" Built-In Knob Control Electric Cooktop

CEP70303MS2 / CEP70302MS1

CAFÉ

DISTINCT BY DESIGN™

WARRANTY

Parts warranty	Limited 1-year entire appliance
Labor warranty	Limited 1-year entire appliance
Warranty notes	See written warranty for full details

DIMENSIONS AND INSTALLATION

Important: Requires a 5" free area between the bottom of the cooktop to any combustible material, i.e., shelving. Free area not required when installing wall oven underneath cooktop. Refer to installation instructions. Requires a 15" minimum from cooktop to adjacent overhead cabinets. Units are furnished with a 48" flexible armored cable.

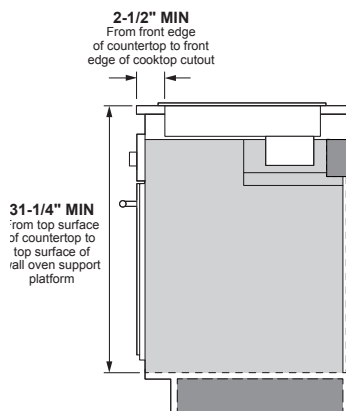
Note: 30" Ribbon cooktops are approved for use over select Café 27" and Café 30" Single Wall Ovens and Warming Drawers. Refer to cooktop and wall oven/warming drawer installation instructions packed with product for current dimensional data. If installed with a Telescopic Downdraft System, consult both the cooktop and downdraft installation instructions packed with product before installing. Cooktop gas/electric supply may need to be re-routed to install downdraft. The countertop cutout requires 23-1/2" minimum flat countertop surface and 25" minimum total countertop depth. In addition, other clearances to front edge of the countertop must be considered. Before installing, consult installation instructions packed with product for current dimensional data.

Cutout filler trim kit: A filler trim kit is available for use if your countertop cutout is larger than the dimension shown, up to 29-13/16" x 20-7/16". Order JXTR32B to reduce the cutout opening for installation of this cooktop. These kits may be ordered from your Café Appliances Dealer.

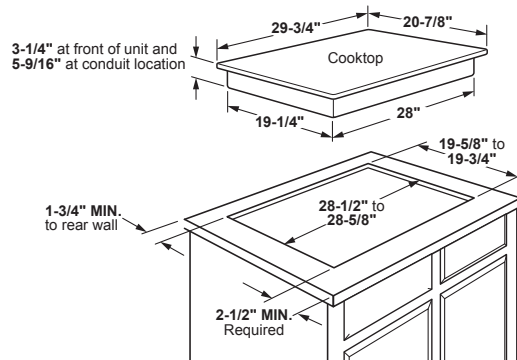
Voltage (60HZ AC)	240V	208V
Connected load (max.)	9.4Kw	7.1Kw
Current draw (max.)	39.2 Amps	33.9 Amps
Recommended circuit breaker*	40 Amps	40 Amps

Note: Check local codes for required breaker size.

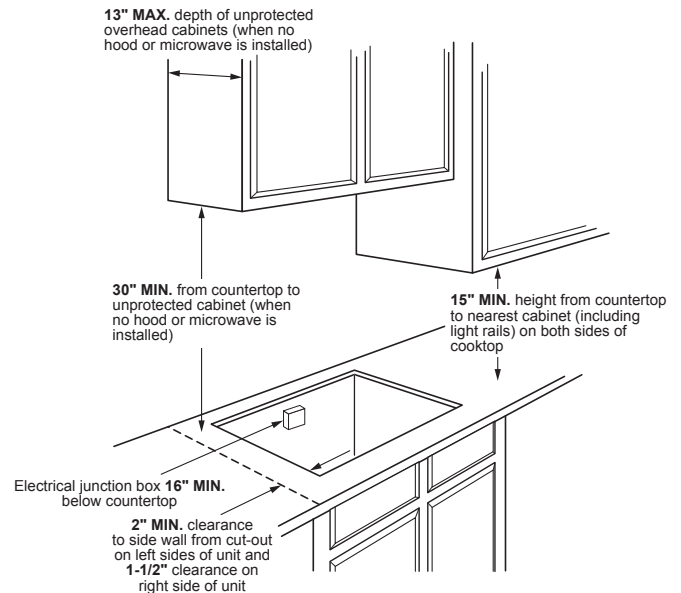
Installation above a wall oven



Approximate Cooking Dimensions



To insure accuracy, it is best to make a template when cutting the opening in the counter



ADDITIONAL ACCESSORIES



CXCE1HKPMBZ
Brushed Bronze
Knobs



CXCE1HKPMSS
Stainless Steel
Knobs



CXCE1HKPMBT
Brushed Black
Knobs



CXCE1HKPMCUCU
Brushed Copper
Knobs